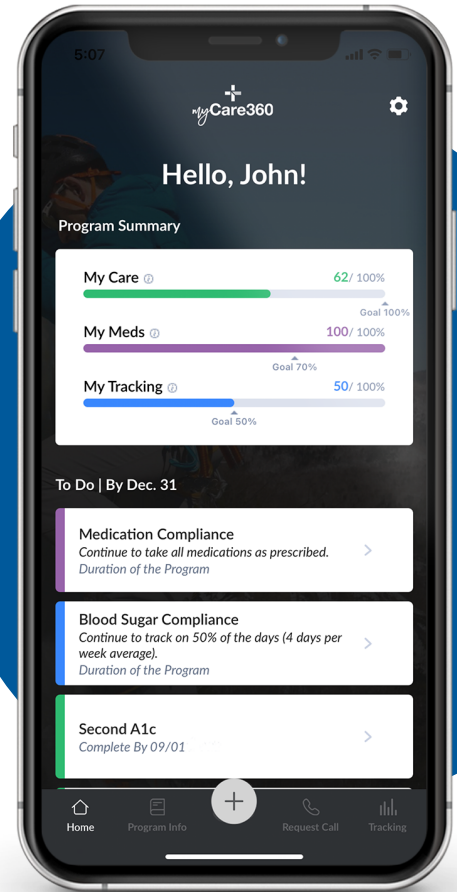


CONDITION MANAGEMENT

# Delivering Cost Savings & Improved Health

Every year, individuals with chronic conditions cost company health plans **2.4x-5.5x more** than members without a condition.

HealthCheck360's Condition Management program lowers these preventable costs by focusing on the highest risk and highest cost participants and assuring they are following best practices in managing their health.



## The HealthCheck360 Difference

HealthCheck360's approach is very different from the marketplace. We dig in and address gaps in care for individuals with chronic health conditions to make real and lasting cost and health improvements.

- ✓ One vendor to support members with diabetes, high blood pressure, heart disease and more
- ✓ Compliance based on clinical best practices, not phone calls or letters sent
- ✓ Automatic Enrollment of the highest risk and highest cost, means members aren't able to opt out
- ✓ Industry leading compliance rates results in real medical plan savings
- ✓ Flexible plan-integrated incentives keeps the highest risk participants engaged
- ✓ Technology informs users of what actions to complete with reminders of when to take action

80%  
Of healthcare spend is linked to members with a chronic condition

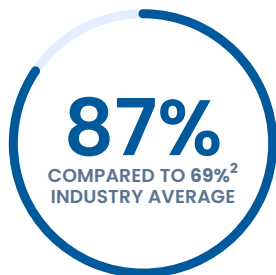
## Reduce Costs, Not Care

Clients without a condition management program spend over **\$13,300** per member, per year for people with a chronic health condition. When an incentivized program is in place, we see clients spend **\$2,500 per member, per year less** than those without a program.

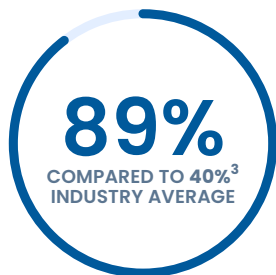
## COMPLIANCE AT A GLANCE



**Diabetes**



**Hypertension**

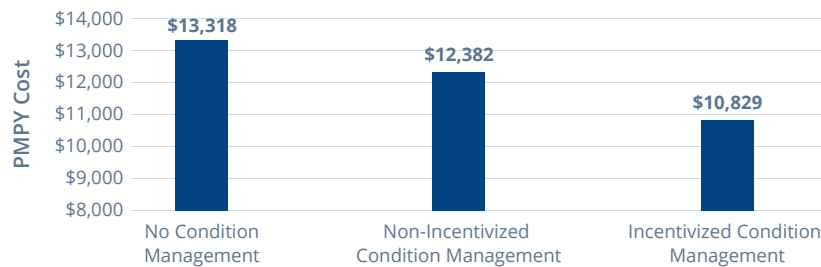


**Asthma**

## Compliance & Engagement Matter

The HealthCheck360 Condition Management program closes gaps in care. We objectively measure compliance based on physician visits, lab work completion, whether prescriptions are being filled, and tracking daily blood sugar or blood pressure readings. While many vendors focus on letters sent or calls made, we work with members to achieve real health results that lower costs for employers.

Avg PMPY Cost For Members With 1+ chronic health condition(s)



## A Better Investment

The example below illustrates 420 members with chronic conditions from a medical plan with a total of 1,000 eligible members. HealthCheck360 enrolls and targets more members, at a lower cost providing a better ROI.

| HealthCheck360                                 | Marketplace                                  |
|--|--|
| Enrollment Rate (100%) = 420 enrolled          | Enrollment Rate (40%) = 168 enrolled         |
| Fee Structure = \$3.75 per eligible, per month | Fee Structure = \$65 per enrolled, per month |
| Total Cost = \$45,000                          | Total Cost = \$131,040                       |

### CONDITIONS SUPPORTED INCLUDE:

- Diabetes
- Hypertension
- High Cholesterol
- Heart Failure
- Heart Disease
- Asthma
- COPD
- Chronic Kidney Disease
- Coronary Artery Disease
- Maternity Management

**TALK TO ONE OF OUR CONSULTANTS TODAY TO LEARN HOW WE CAN SUPPORT THE HEALTH OF YOUR EMPLOYEES.**

1. <https://www.ncbi.nlm.nih.gov/pmc/articles/PMC4966497/>

2. <https://www.ahajournals.org/doi/10.1161/HYPERTENSIONAHA.119.13616>

3. <https://www.ncbi.nlm.nih.gov/pmc/articles/PMC3666590/>

